

Parent Guide to having students access Google Classroom



Google Classroom

Teachers can use Google Classroom to share assignments, homework, messages and much more.

Logging in

Your student was provided with school login and password.

If your student does not know their login,, check with their teacher to get this information.

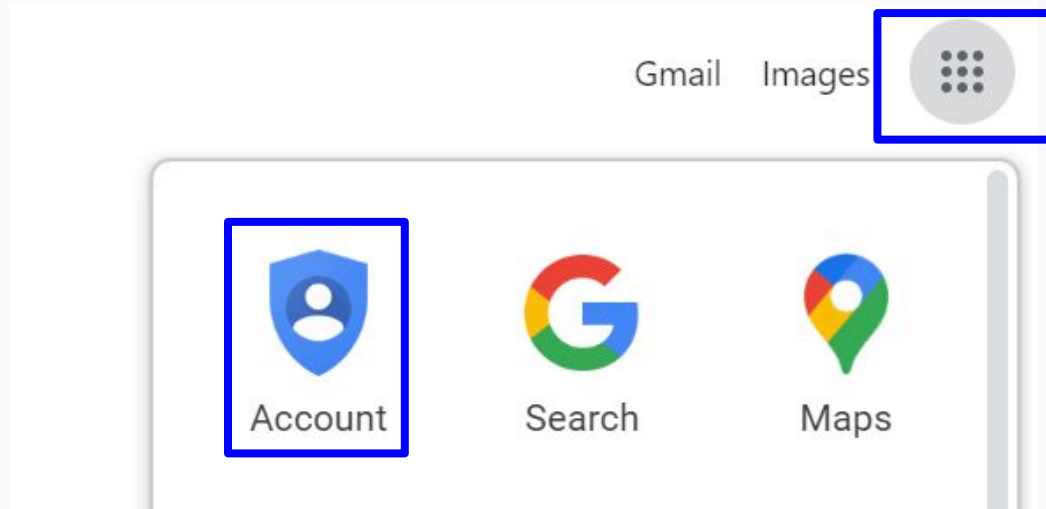


Step 1



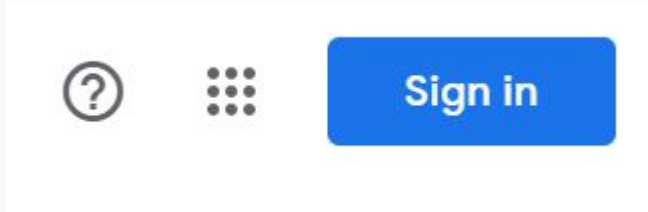
Click on Google Chrome
browser or go to
www.google.com

Step 2

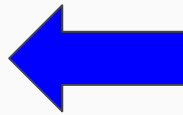



Click on the waffle and then click on Account

Step 3



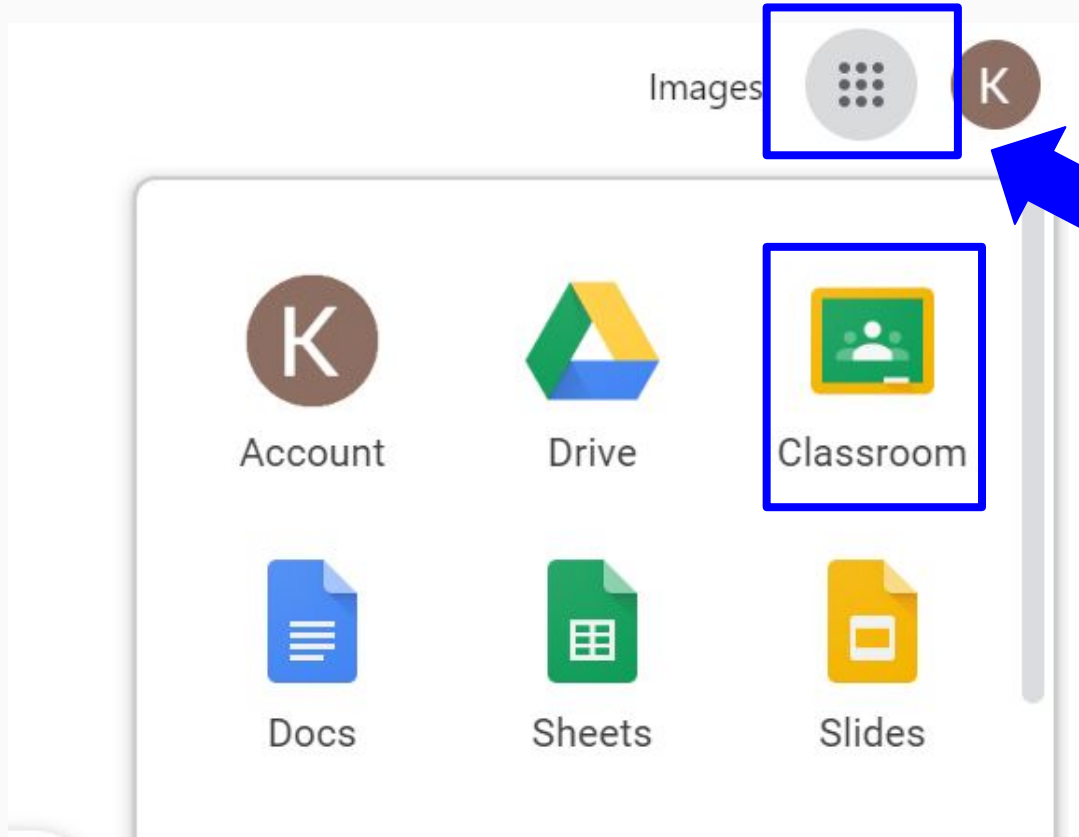
Students will then click Sign in and use their Greenville ISD account information.



Once signed in, you should see your child's initial or an image

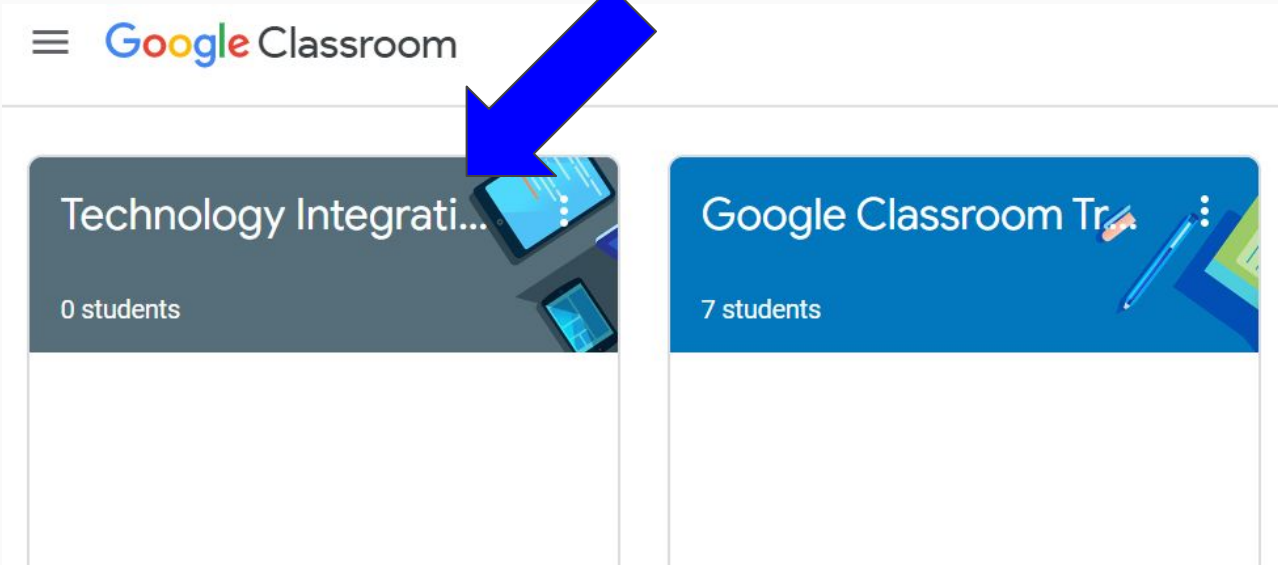
If you need help with account information, please contact your child's' teacher.

Step 4



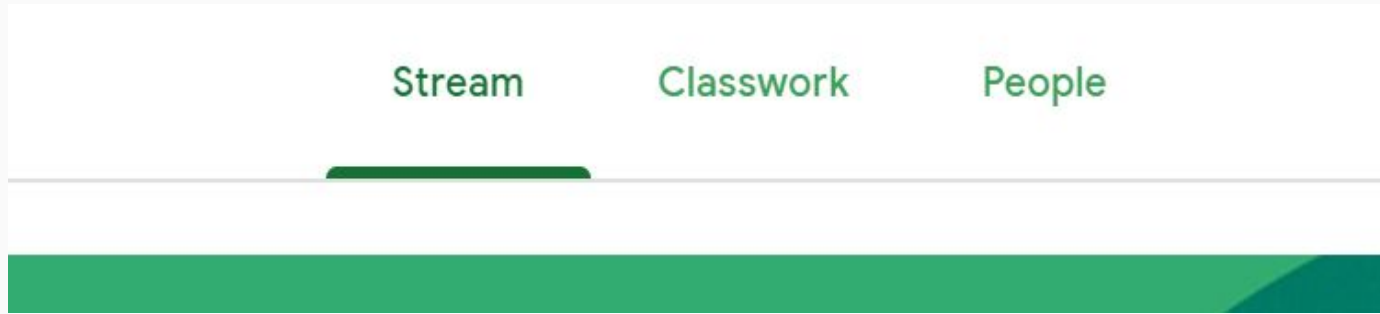
Click the waffle again to be able to access Google products, but specifically Google Classroom.

Step 5



Once signed in, students will select which class they are wanting to work in.

Step 5



2 important sections

1. The Stream is where you will see teacher post or announcements.
2. Classwork is where your student will find all assignments or resources your student has been assigned by their teacher.

Step 5

The screenshot shows a Google Classroom interface. At the top, there are navigation links: 'View your work' with a person icon, 'Google Calendar' with a calendar icon, and 'Class Drive folder' with a folder icon. Below this is a green header bar for an assignment titled 'The Bottle Cap Challenge is Taking the Inter...' with a checklist icon on the left and 'No due date' on the right. The main content area shows the assignment details: 'Posted Feb 11' on the left and 'Assigned' on the right. The description reads: 'Read the magazine article and write a reader's response on notebook paper. Turn into your classroom basket.' Below the text is a preview of a magazine article with a thumbnail image and the title 'The Bottle Cap Challenge...' followed by the URL 'https://www.dogonews.com/...'. At the bottom of the card is a green button labeled 'View assignment'.

Students will click on the assignment to view what the teacher has assigned.