

Nouns



Verbs



Parts of Speech

Flip Book

(Primary)

Adjectives



pretty

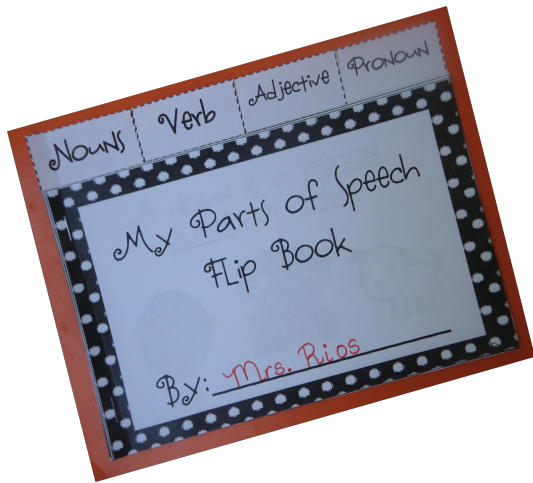
Pronouns



they

By: Nicole Rios

<http://www.teacherspayteachers.com/Store/Nicole-Rios>

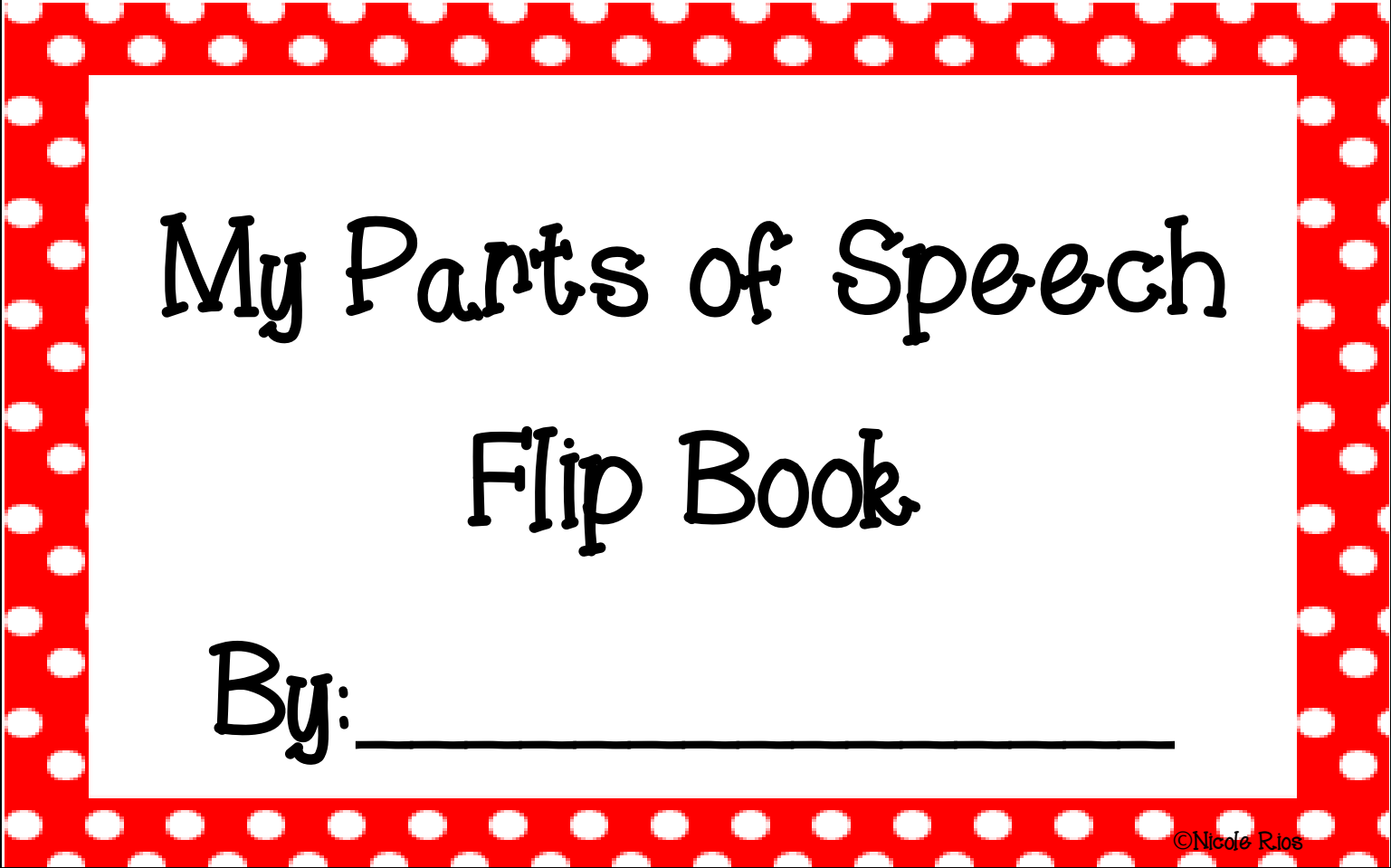


Suggested Use

This flip book is a great way to introduce, or review, parts of speech with your students. This booklet reviews nouns, verbs, adjectives, and pronouns. There is a cover and write-in page for each part of speech.

Tips

- 1) First, I copy the untabbed pages as separate, uncollated, stacks. Then, I use a paper cutter to cut those pages. Next, I make collated (makes a set) copies of all of the tabbed pages for each student. Students then cut those tabbed pages and assemble with the pre-cut, untabbed pages. Finally, one or two staples is perfect for securing the pages together.
- 2) I like to use the cover page of each part of speech as a start to a mini-lesson. We usually work together to write in some examples of that part of speech. Then, I have students go on a "word hunt" in their reading books for more examples of that part of speech.



My Parts of Speech
Flip Book

By: _____

Noun


A noun is a person, place, or thing.



boy



school



dog

Verb

A verb tells what someone,
or something, is doing.



singing



read



ski

Action Verbs	Linking Verbs

Adjective

An adjective is a word that describes someone, or something.



pretty



brown



two


Size / Number	Color
Other	Special

Pronoun

A pronoun is a word that takes
the place of a person, place, or
thing.



they



it



she

Pronoun	Can be used to refer to:

Thank you so much for downloading this file.

If you feel this download is 4 stars just the way it is, I would LOVE, and APPRECIATE it, if you would leave feedback and/or a rating for this product.

If you feel I have fallen short of your expectations in any way, please leave me a comment in the Question Section of my Tpt store.

I would be happy to do whatever I can to ensure you are 100% pleased with this item.

Enjoy! Nicole Rios

Credits

Badges by:

Graphics From the Pond

<http://frompond.blogspot.com>

Border by:

<http://msfultz.blogspot.com/>

"MissLawTypeBold" font by

Kathy Law at

<http://www.teacherspayteachers.com/Store/Kathy-Law>